

25<sup>th</sup> European Championship  
8<sup>th</sup> Youth European Championship  
in Underwater Orienteering 2016

3. September 2016 - 10. September 2016  
Germany, Spreewald, Störzsee

25<sup>th</sup> European Championship  
8<sup>th</sup> Youth European Championship  
in Underwater Orienteering 2016

---

<b><u>Ausrichter / event management</u></b>	:	<b>VDST</b>
<b><u>Angaben zur Wettkampfstätte / information about the place of competition</u></b>		
<b>Wettkampfort / place of competition</b>	:	Störitzsee, Spreeau
<b>durchschn. Wassertiefe / average depth</b>	:	10 m
<b>Wassertemperatur / water temperature</b>	:	21° C
<b>horizontale Sicht / visibility</b>	:	1 m
<b>Strömung / current</b>	:	0 m/min
<b><u>CMAS Delegatioo / CMAS delegate</u></b>	:	Albert Cruz, Mayte
<b><u>Organisationskomitee / organization committee</u></b>		
<b>Vororganisation/ pre organization</b>	:	Preuß, Dirk; Schönherr, Sven
<b>Ausschreibung / invitation creator</b>	:	Preuß, Dirk; Schönherr, Sven
<b>Streckenaufbau / course installation</b>	:	Preuß, Dirk; Schönherr, Sven
<b><u>Wettkampfgericht / competition judgeszimbelmann</u></b>		
<b>Hauptwettkampfrichter/ chief judge</b>	:	Ludwig, Andreas
<b>Sicherungstaucher / rescue diver</b>	:	Kretschmer, Sascha
<b>Vorstarter / pre-starter</b>	:	Kretschmer, Sascha
<b>Starter / starter</b>	:	Engelmann, Hagen
<b>Sprecher / speaker</b>	:	Engelmann, Hagen; Weber, Lena
<b>Hauptzeitnehmer / head of time-measurement</b>	:	Ludwig, Andreas
<b>Zeitnehmer / assistants of time-measurement</b>	:	Schnell, Andreas
	:	Hasse, Silke
	:	Jensen, Erika
	:	Nowitzki, Bernhardt
	:	Längin, Jana
	:	Wildenhain, Julia
	:	Wolff, Anna
<b>Streckenrichter / course judges</b>	:	Holz, Marion
	:	Scheinemann, Eberhardt
	:	Ostrowsky, Petra
	:	Hamisch, Jörg
	:	Schnell, Andreas
	:	Carben, René
<b>Auswertung / results computing</b>	:	Becker, Yvonne
	:	Babetzki, Karin
	:	Gruschka, Anke
<b>Kompressorwart / filling station attendant</b>	:	Schindler, Dietmar
	:	Carben, René

**Siegerehrung** / *victory ceremony*

: Wolff, Anna  
: Goldberg, Ute

Doktor / doctor

: Hospital Erkner Fürstenwalde

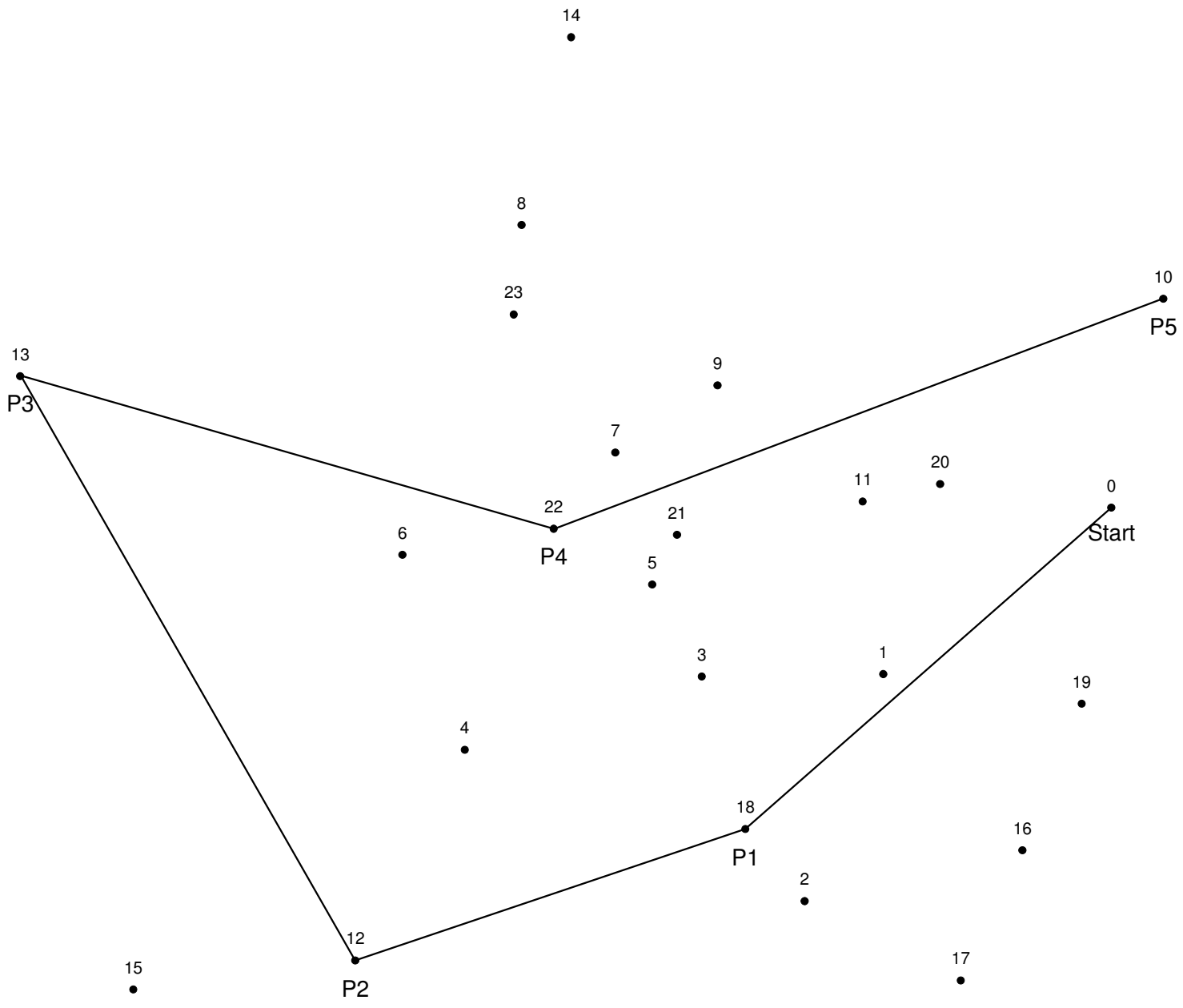
**Teilnehmende Mannschaften in Startreihenfolge / teams in starting order**

**Nationen / Nations**

**Abkürzung / Abbreviation**

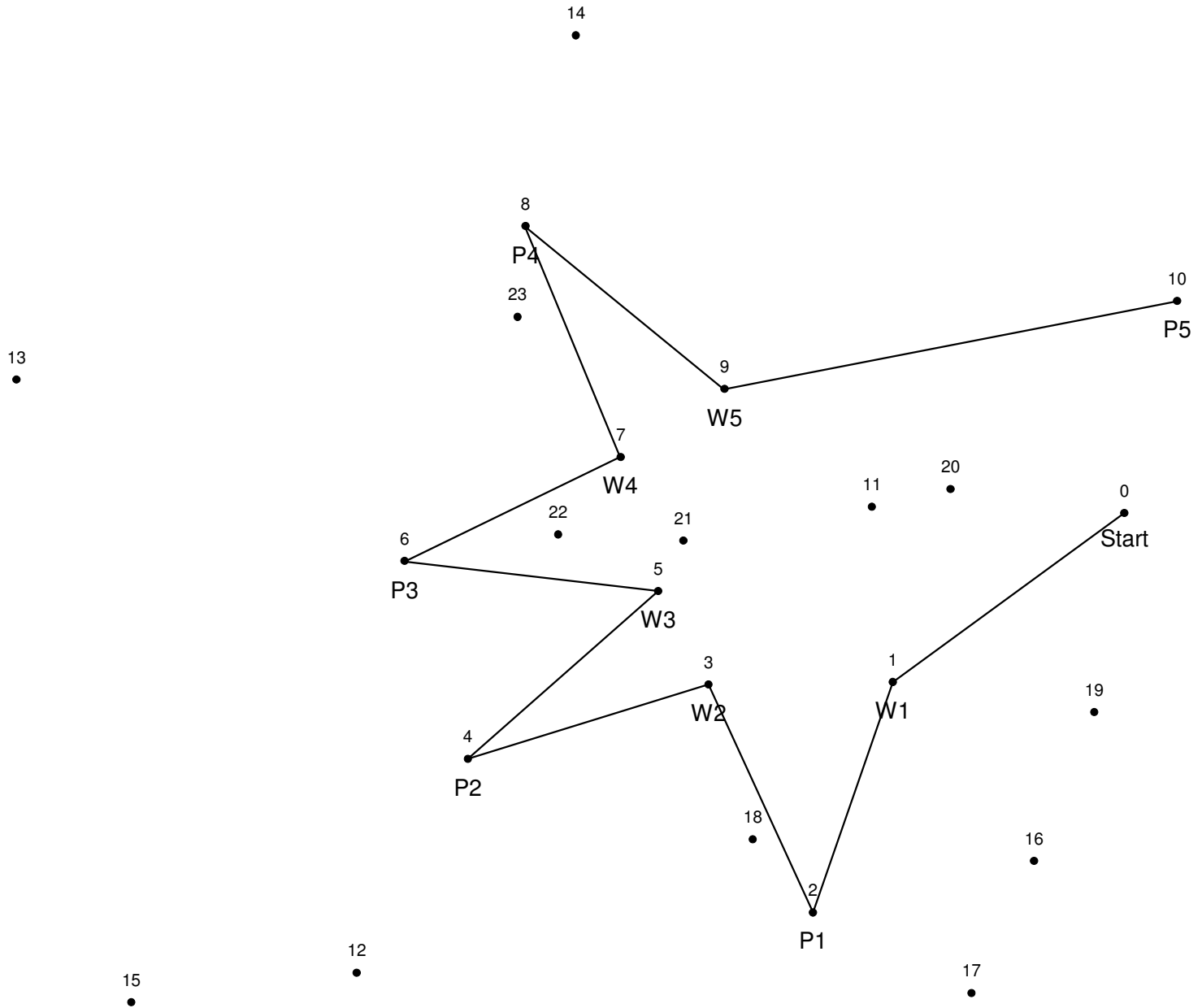
Russia	:	RUS
Ukraine	:	UKR
France	:	FRA
Italy	:	ITA
Germany	:	GER
Croatia	:	HRV
Kazastan	:	KAZ
Estonia	:	EST
Austria	:	AUS
Czech Republic	:	CZE
Slovakia	:	SVK
Hungary	:	HUN

N



Start-P1	228,7 °	110,6 m
P1 - P2	251,4 °	93,5 m
P2 - P3	330,2 °	152,9 m
P3 - P4	106,0 °	126,1 m
P4 - P5	69,3 °	148,0 m

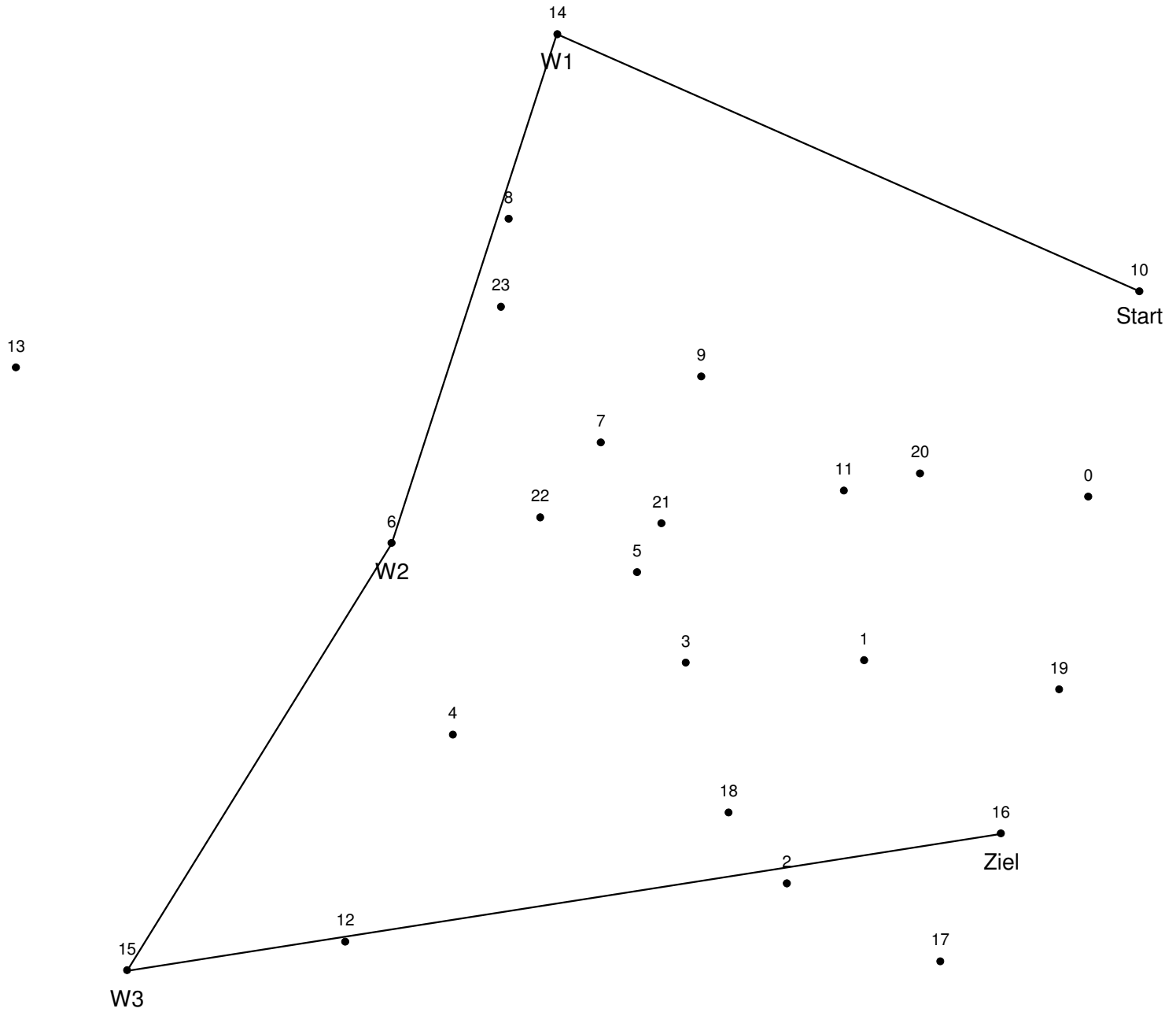
N



Start-W1	233,9 °	64,1 m
W1-P1	199,1 °	54,5 m
P1-W2	335,4 °	56,1 m
W2-P2	252,9 °	56,3 m
P2-W3	48,6 °	56,7 m
W3-P3	276,7 °	57,1 m
P3-W4	64,2 °	53,6 m
W4-P4	337,6 °	55,7 m

P4-W5	129,3 °	57,5 m
W5-P5	79,0 °	103,2 m

N



Start-W1	293,8 °	147,1 m
W1-W2	198,0 °	123,6 m
W2-W3	211,8 °	116,0 m
W3-Ziel	81,1 °	204,5 m

### Streckenplan MTÜ / Map team competition

S1 – A1	151,5 m			
		A1 – B	140,5 m	
S2 - A1	150,5 m			
			B – Z	248,5 m
S3 - A2	153,8 m			
		A2 – B	145,5 m	
S4 – A2	146,0 m			

### Streckenplan Short Race / Map short race

Seite A / Side A

Seite B / Side B

SR – WR	59,7 m
WR – PR	59,3 m
PR – Z	102,6 m

SL – WL	59,1 m
WL – PL	60,8 m
PL – Z	102,1 m



# Ergebnisse MONK

## Official Results MONK

Rang	Name	Club	Nation	A	B	C	D	Ziel	Anm.	CMAS	Punkte
place	name	club	nation	A	B	C	D	finish	rem.	CMAS	points
<b>Damen Women</b>											
1	Babette Fürstenberg Katharina Benck	GER	GER	<input checked="" type="checkbox"/>	<input checked="" type="checkbox"/>	<input checked="" type="checkbox"/>	<input checked="" type="checkbox"/>	10:08		16	3.888,0
2	Saša Miloš Lea Ikić Cupev	HRV	HRV	<input checked="" type="checkbox"/>	<input checked="" type="checkbox"/>	<input checked="" type="checkbox"/>	<input checked="" type="checkbox"/>	12:23		13	3.348,0
3	Lyudmila Shumilova Shokhnoza Kurbanova	KAZ	KAZ	<input checked="" type="checkbox"/>	<input checked="" type="checkbox"/>	<input checked="" type="checkbox"/>	<input checked="" type="checkbox"/>	14:50		11	2.760,0
4	Maria Riabukha Ekaterina Senichkina	UKR	UKR	<input checked="" type="checkbox"/>	<input type="checkbox"/>	<input type="checkbox"/>	<input type="checkbox"/>		Time out	9	400,0
4	Florence Ploetze Camille Heitz	FRA	FRA	<input checked="" type="checkbox"/>	<input type="checkbox"/>	<input type="checkbox"/>	<input type="checkbox"/>		Time Out	9	400,0
	Dóra Berekméri Katalin Hatházi	HUN	HUN	<input type="checkbox"/>	<input type="checkbox"/>	<input type="checkbox"/>	<input type="checkbox"/>		Time out	0	0,0
	Elena Minskaya Anna Anokhina	RUS	RUS	<input type="checkbox"/>	<input type="checkbox"/>	<input type="checkbox"/>	<input type="checkbox"/>		back to Start	0	0,0
	Zuzana Štěpánková Vendula Resová	CZE	CZE	<input type="checkbox"/>	<input type="checkbox"/>	<input type="checkbox"/>	<input type="checkbox"/>		aufget.	0	0,0
	Carlotta Farnesi Alessia Simoni	ITA	ITA	<input type="checkbox"/>	<input type="checkbox"/>	<input type="checkbox"/>	<input type="checkbox"/>		Time out	0	0,0

Störirtzsee, 03. bis 10. September 2016

# Ergebnisse MONK

## Official Results MONK

Rang	Name	Club	Nation	A	B	C	D	Ziel	Anm.	CMAS	Punkte
place	name	club	nation	A	B	C	D	finish	rem.	CMAS	points
<b>Herren Men</b>											
1	Valeryi Volgin Ivan Papin	KAZ	KAZ	<input checked="" type="checkbox"/>	<input checked="" type="checkbox"/>	<input checked="" type="checkbox"/>	<input checked="" type="checkbox"/>	8:36		16	4.256,0
2	Jan Zeggel Wilfried Krause	GER	GER	<input checked="" type="checkbox"/>	<input checked="" type="checkbox"/>	<input checked="" type="checkbox"/>	<input checked="" type="checkbox"/>	8:40		13	4.240,0
3	Oleksandr Zolotov Maksym Kotov	UKR	UKR	<input checked="" type="checkbox"/>	<input checked="" type="checkbox"/>	<input checked="" type="checkbox"/>	<input checked="" type="checkbox"/>	9:25		11	4.060,0
4	Pavlov Vladislav Maksim Gagarin	RUS	RUS	<input checked="" type="checkbox"/>	<input checked="" type="checkbox"/>	<input checked="" type="checkbox"/>	<input checked="" type="checkbox"/>	11:13		9	3.628,0
5	Radovan Sečkář Miroslav Stovíček	SVK	SVK	<input checked="" type="checkbox"/>	<input checked="" type="checkbox"/>	<input checked="" type="checkbox"/>	<input checked="" type="checkbox"/>		aufget.	8	1.600,0
6	Vladimir Kunitsõn Stanislav Pearnberg	EST	EST	<input checked="" type="checkbox"/>	<input checked="" type="checkbox"/>	<input checked="" type="checkbox"/>	<input type="checkbox"/>		aufget.	7	1.200,0
7	Antal Holczmüller Károly Dunszt	HUN	HUN	<input checked="" type="checkbox"/>	<input checked="" type="checkbox"/>	<input type="checkbox"/>	<input type="checkbox"/>		aufget.	6	800,0
7	Jakub Němeček Jan Skružný	CZE	CZE	<input checked="" type="checkbox"/>	<input checked="" type="checkbox"/>	<input type="checkbox"/>	<input type="checkbox"/>		aufget.	6	800,0
7	Pascal Knobloch Hugues Brilhault	FRA	FRA	<input checked="" type="checkbox"/>	<input checked="" type="checkbox"/>	<input type="checkbox"/>	<input type="checkbox"/>		aufget.	6	800,0
	Christoph Macherhammer Matej Starisch	AUT	AUT	<input type="checkbox"/>	<input type="checkbox"/>	<input type="checkbox"/>	<input type="checkbox"/>		aufget.	0	0,0
	David Toselli Francesco Stasi	ITA	ITA	<input type="checkbox"/>	<input type="checkbox"/>	<input type="checkbox"/>	<input type="checkbox"/>		Time out	0	0,0

Störirtzsee, 03. bis 10. September 2016

# Ergebnisse Sternbewerb

## Official Results Star Competition

**CMAS**  
CONFEDERATION MONDIALE DES  
ACTIVITES SUBAQUATIQUES

Rang	Name	Jg.	Club	Nation	I	1	II	2	III	3	IV	4	V	Ziel	Anm.	CMAS	Punkte
place	name	year/birth	club	nation										fin.	rem.	CMAS	points
<b>Herren Men</b>																	
1	Yevhen Zolotov	96	UKR	UKR	0:35	1:00	1:36	2:05	2:49	3:14	3:51	4:21	4:58	05:48	100		2.475,0
2	Jakub Němeček	84	CZE	CZE	0:35	1:06	1:40	2:11	2:49	3:24	3:56	4:30	5:04	06:06	93		2.391,0
3	Károly Dunszt	85	HUN	HUN	0:35	1:05	1:47	2:15	2:58	3:29	4:05	4:38	5:16	06:12	87		2.367,0
4	Victor Semenov	93	RUS	RUS	0:36	1:01	1:39	2:09	2:49	3:21	4:00	4:31	5:12	06:15	82		2.355,0
5	Péter Balázs	76	HUN	HUN	0:33	1:02	1:35	2:42	3:21	3:51	4:23	4:52	5:26	06:17	78		2.347,0
6	Vladimir Kunitsõn	87	EST	EST	0:36	1:06	1:49	2:23	3:02	3:35	4:12	4:46	5:24	06:19	75		2.339,0
7	Antal Holczmüller	78	HUN	HUN	0:37	1:08	1:48	2:19	3:01	3:33	4:15	4:55	5:29	06:29	72		2.299,0
8	Max Lauschus	90	GER	GER	0:33	1:49	2:26	2:52	3:31	3:56	4:31	5:04	5:40	06:36	69		2.271,0
9	Jiri Petrzilka	91	CZE	CZE	0:37	1:14	1:53	2:33	3:17	3:55	4:34	5:02	5:46	06:41	66		2.251,0
10	Valeryi Volgin	72	KAZ	KAZ	0:38	1:06	1:48	2:21	3:06	3:40	4:25	5:00	5:46	06:43	63		2.243,0
11	Wilfried Krause	90	GER	GER	0:35	1:08	1:47	2:20	2:57	3:35	4:11	4:41	5:17	06:52	60		2.207,0
12	Sergei Telpt	89	EST	EST	0:37	1:31	2:08	2:40	3:26	3:58	4:42	5:13	5:53	06:54	57		2.199,0
13	Daniel Sonnekalb	72	GER	GER	0:36	1:16	1:52	2:22	3:06	4:00	4:39	5:11	5:51	07:07	54		2.154,0
14	Martin Siller	94	EST	EST	0:42	1:35	2:18	2:53	3:41	4:10	4:55	5:30	6:14	07:23	51		2.106,0
14	Ivan Papin	87	KAZ	KAZ	0:36	1:21	2:04	2:39	3:23	3:59	4:39	5:14	5:58	07:23	51		2.106,0
16	Maksym Kotov	87	UKR	UKR	0:23	0:44	1:12	3:00	3:32	4:27	5:12	5:54	6:14	07:39	46		2.058,0
17	Oleksandr Zolotov	74	UKR	UKR	0:35	1:01	1:37	2:05	2:58	5:10	5:49	6:20	6:55	07:44	44		2.043,0
18	Egor Kashevarov	92	RUS	RUS	0:34	0:59	1:38	2:06	2:42	4:10	4:45	5:16	5:59	08:18	42		1.950,0
19	Julien Sebire	83	FRA	FRA	0:38	2:49	3:53	4:28	5:41	7:23	8:03	8:44	9:28	10:24	40		1.689,0
20	Radovan Sečkář	75	SVK	SVK	0:47	1:30	2:29	4:10	5:30	6:54	7:44	8:48	9:38	10:42	38		1.662,0
21	Francesco Stasi	90	ITA	ITA	0:55	1:36	2:50	4:07	5:21	6:30	7:27	8:46	9:56	11:03	36		1.632,0
22	Robert Cupev	76	HRV	HRV	0:38	1:14	1:57	2:35	3:24	4:03	4:42	5:15	5:59		BRS	34	1.175,0
23	Simone Mallegni	82	ITA	ITA	0:51	1:36	2:50	4:01	5:20	6:06	7:04	8:02	8:58		BRS	32	1.175,0
24	Miroslav Stovíček	77	SVK	SVK	0:46	1:40	2:33	3:12	4:11	4:46	5:39	6:16			BRS	30	1.100,0
25	Jan Skružný	81	CZE	CZE	0:34	1:05	1:43	2:10	2:52	3:23	4:01				ETL	28	900,0
26	Timothée Rannaud	90	FRA	FRA	0:44	1:24	2:20	3:20	4:19	4:58	5:51				ETL	26	900,0
27	Peter Durai	81	SVK	SVK	1:02	3:27	4:24	5:03							WRB	24	550,0
28	Christoph Macherhammer	66	AUT	AUT	1:11	3:31	4:57								ETL	23	350,0
29	Pascal Knobloch	68	FRA	FRA	0:47	1:26									WRB	22	275,0
30	David Toselli	81	ITA	ITA	0:50										ETL	21	75,0
	Matej Starisch	82	AUT	AUT											WRB	0	0,0

Störirtzsee, 03. bis 10. September 2016

# Ergebnisse Sternbewerb

## Official Results Star Competition

Rang	Name	Jg.	Club	Nation	I	1	II	2	III	3	IV	4	V	Ziel	Anm.	CMAS	Punkte
place	name	year/birth	club	nation										fin.	rem.	CMAS	points
<b>Damen Women</b>																	
1	Zuzana Štěpánková	87	CZE	CZE	0:38	1:10	1:49	2:23	3:00	3:34	4:11	4:41	5:22	06:12	100		2.367,0
2	Elena Minskaya	74	RUS	RUS	0:39	1:12	1:53	2:30	3:15	3:48	4:29	5:10	5:48	06:46	93		2.231,0
3	Ekaterina Senichkina	84	UKR	UKR	0:41	1:21	2:00	2:37	3:21	3:57	4:38	5:15	5:57	06:58	87		2.183,0
4	Vendula Resová	85	CZE	CZE	0:42	1:11	1:52	2:00	3:13	3:50	4:36	5:25	6:05	07:03	82		2.166,0
5	Katharina Benck	84	GER	GER	0:39	1:16	1:58	2:38	3:20	3:58	4:37	5:23	6:05	07:05	78		2.160,0
6	Dóra Berekméri	93	HUN	HUN	0:38	1:11	1:51	2:27	3:10	3:47	4:29	5:25	6:13	07:14	75		2.133,0
7	Lyudmila Shumilova	69	KAZ	KAZ	0:39	1:19	2:03	2:34	3:28	4:15	4:59	5:37	6:18	07:19	72		2.118,0
8	Anna Anokhina	92	RUS	RUS	0:41	1:12	1:56	2:33	3:20	3:58	4:41	5:18	6:01	07:30	69		2.085,0
9	Angelika Rinck	89	GER	GER	0:42	1:16	2:06	2:42	3:37	4:20	5:03	5:43	6:26	07:33	66		2.076,0
10	Shokhnoza Kurbanova	89	KAZ	KAZ	0:42	1:24	2:10	2:53	3:48	4:22	5:11	5:52	6:38	07:58	63		2.001,0
11	Babette Fürstenberg	79	GER	GER	0:38	1:16	2:01	3:48	4:35	5:14	5:51	6:27	7:06	08:05	60		1.982,5
12	Florence Ploetze	69	FRA	FRA	0:43	1:28	2:18	2:55	3:47	4:23	5:09	6:25	7:06	08:12	57		1.965,0
13	Vitalia Telpt	90	EST	EST	0:45	1:15	1:59	2:41	3:35	4:15	4:55	6:35	7:19	08:34	54		1.910,0
14	Saša Miloš	81	HRV	HRV	0:46	1:23	2:15	3:12	4:04	4:56	5:48	6:44	7:34	08:35	51		1.907,5
15	Nad'a Tylová	90	CZE	CZE	0:37	1:25	2:03	2:44	3:24	5:51	6:23	7:06	7:48	08:48	48		1.875,0
16	Lilla Gurisatti	94	HUN	HUN	0:43	1:20	2:06	3:08	3:59	4:38	5:23	6:23	7:12	09:04	46		1.837,0
17	Laurence Floquet	65	FRA	FRA	0:10	3:28	4:42	7:14	8:28	10:00	11:02	12:40	13:24		ETL	44	1.175,0
18	Arina Penkova	94	RUS	RUS	0:49	1:22	2:15	2:47	3:46						BRS	42	625,0
19	Lea Ikić Cupev	81	HRV	HRV	0:42	3:03	4:20	5:57	6:52						ETL	40	625,0
20	Katalin Hatházi	77	HUN	HUN	0:39	1:31	2:07	2:43							BRS	38	550,0
21	Evelin Dvorak	62	AUT	AUT	1:02	3:07	4:25	6:44							BRS	36	550,0
22	Selina Haas	65	AUT	AUT	1:14										ETL	34	75,0
23	Camille Heitz	86	FRA	FRA											BRS	32	0,0

Störztzsee, 03. bis 10. September 2016

# Ergebnisse Sternbewerb

## Official Results Star Competition

Rang	Name	Jg.	Club	Nation	I	1	II	2	III	3	IV	4	V	Ziel	Anm.	CMAS	Punkte
place	name	year/birth	club	nation										fin.	rem.	CMAS	points

### männl. Jugend boys

1	Jannik Buhr	98	GER	GER	0:39	1:11	1:53	2:28	3:16	3:51	4:32	5:06	5:47	06:49		100	2.219,0
2	Pavlov Vladislav	95	RUS	RUS	0:39	1:11	1:54	2:28	3:16	3:48	4:27	5:00	5:42	07:10		93	2.145,0
3	Jakub Valnicek	96	CZE	CZE	0:38	1:21	2:05	2:37	3:23	4:01	4:43	5:56	6:32	07:36		87	2.067,0
4	Christopher Galltz	99	GER	GER	0:47	1:37	2:26	3:19	4:14	5:37	6:23	7:17	8:06	10:11		82	1.708,5
5	Yan Ploetze	+03	FRA	FRA	0:50	2:25	3:28	4:18	5:25	6:09	7:03	8:19	9:42	12:07		78	1.568,0
6	Marco Campanile	99	ITA	ITA	1:05	2:52	4:03	5:00	6:10						ETL	75	625,0
7	Mattia Mosca	+03	ITA	ITA	0:57	1:34	2:42	5:19	6:39						ETL	72	625,0
8	Maksim Gagarin	95	RUS	RUS	0:39	1:16	2:10								BRS	69	350,0
9	Vendel Várszegi	98	HUN	HUN	0:40										ETL	66	75,0
10	Tamás Szász	+03	HUN	HUN	1:00										BRS	63	75,0
11	Martin Musitz	99	SVK	SVK	1:02										ETL	60	75,0
	Victor Lannoy-Crunell	06	FRA	FRA											WRB	0	0,0
	Dominik Rohlicek	+03	SVK	SVK											WRB	0	0,0

Störzsee, 03 bis 10. September 2016

# Ergebnisse Sternbewerb

## Official Results Star Competition

**CMAS**  
 CONFEDERATION MONDIALE DES  
 ACTIVITES SUBAQUATIQUES

Rang	Name	Jg.	Club	Nation	I	1	II	2	III	3	IV	4	V	Ziel	Anm.	CMAS	Punkte
place	name	year/birth	club	nation										fin.	rem.	CMAS	points

### weibl. Jugend girls

1	Eliška Šimůnková	95	CZE	CZE	0:45	1:19	2:05	2:42	3:35	4:13	4:57	5:35	6:24	07:27		100	2.094,0
2	Paula Krüger	96	GER	GER	0:37	2:04	2:46	3:23	4:13	4:47	5:31	6:09	6:52	08:12		93	1.965,0
3	Lucie Žížalová	95	CZE	CZE	0:43	1:23	2:13	2:53	3:48	4:31	5:18	6:00	6:49	08:47		87	1.877,5
4	Aliz Hoffmeister	98	HUN	HUN	0:46	1:24	2:22	3:21	4:35	5:13	6:09	7:01	8:00	09:25		82	1.795,0
5	Ana Jerković	97	HRV	HRV	0:51	1:59	2:52	3:37	4:32	5:10	6:01	6:51	7:34	09:30		78	1.785,0
6	Ágnes Borza	96	HUN	HUN	0:54	1:25	2:21	3:16	4:10	4:58	5:48	6:26	7:26	10:29		75	1.681,5
7	Maria Sushkova	99	RUS	RUS	0:49	1:26	2:25	3:26	4:31	5:19	6:12	7:01	8:01		BRS	72	1.175,0
8	Elena Beilina	97	RUS	RUS	0:40	1:20	2:07	2:43	3:38	4:17	5:01				BRS	69	900,0
9	Lisa Dethloff	98	GER	GER	0:39	1:11	1:55	2:32							WRB	66	550,0
10	Alessia Simoni	98	ITA	ITA	0:57	1:34	2:54								ETL	63	350,0
11	Maria Riabukha	95	UKR	UKR	0:48										ETL	60	75,0
12	Valeria Kirac	97	HRV	HRV	0:49										BRS	57	75,0
13	Carlotta Farnesi	98	ITA	ITA	1:02										ETL	54	75,0

Störzsee, 03 bis 10. September 2016

# Ergebnisse 5 Punkte-Kurs

## Official Results 5 Points Competition

Rang	Name	Jg.	Club	Nation	1	2	3	4	Ziel	Anm.	CMAS	Punkte
place	name	year/birth	club	nation	1	2	3	4	finish	remark	CMAS	points
<b>Damen Women</b>												
1	Valeria Kuznetsova	2000	RUS	RUS	0:47	1:49	3:00	4:34	06:29		100	2.224,0
2	Zuzana Štěpánková	87	CZE	CZE	0:46	2:10	3:20	4:49	06:33		93	2.208,0
3	Katalin Hatházi	77	HUN	HUN	0:47	1:49	2:56	4:51	06:41		87	2.176,0
4	Vendula Resová	85	CZE	CZE	0:49	1:02	3:11	4:49	06:51		82	2.136,0
5	Nad'a Tylová	90	CZE	CZE	0:46	1:49	3:03	4:52	06:59		78	2.104,0
6	Anna Anokhina	92	RUS	RUS	0:43	1:55	3:12	4:56	07:00		75	2.100,0
7	Elena Minskaya	74	RUS	RUS	0:47	1:50	3:05	5:00	07:01		72	2.097,0
8	Lyudmila Shumilova	69	KAZ	KAZ	0:49	2:00	3:15	4:58	07:20		69	2.040,0
9	Saša Miloš	81	HRV	HRV	0:53	2:08	3:35	5:28	07:43		66	1.971,0
10	Lilla Gurisatti	94	HUN	HUN	0:56	2:05	3:31	5:27	07:47		63	1.959,0
11	Ekaterina Senichkina	84	UKR	UKR	0:54	1:56	4:07	5:45	08:16		60	1.880,0
12	Anika Hasse	88	GER	GER	1:02	2:13	3:29	5:21	08:17		57	1.877,5
13	Florence Ploetze	69	FRA	FRA	0:56	2:46	4:18	6:13	08:26		54	1.855,0
14	Babette Fürstenberg	79	GER	GER	0:51	2:08	3:32	6:12	08:31		51	1.842,5
15	Katharina Benck	84	GER	GER	1:17	2:21	3:35	5:11	08:38		48	1.825,0
16	Evelin Dvorak	62	AUT	AUT	2:03	3:46	5:36	8:28	11:37		46	1.523,0
17	Lea Ikić Cupev	81	HRV	HRV	1:00	2:22	3:44	10:29	12:53		44	1.447,0
18	Laurence Floquet	65	FRA	FRA	1:21	3:03	7:12	10:56	13:05		42	1.435,0
19	Shokhnoza Kurbanova	89	KAZ	KAZ	0:49	2:09	3:38	5:36		BRS	40	950,0
20	Dóra Berekméri	93	HUN	HUN	0:45	1:45	3:26			BRS	38	600,0
21	Vitalia Telpt	90	EST	EST	1:05	2:10				ETL	36	300,0
	Camille Heitz	86	FRA	FRA						BRS	0	0,0
	Selina Haas	65	AUT	AUT						ETL	0	0,0

Störitzsee, 03. bis 10. September 2016

# Ergebnisse 5 Punkte-Kurs

## Official Results 5 Points Competition

Rang	Name	Jg.	Club	Nation	1	2	3	4	Ziel	Anm.	CMAS	Punkte
place	name	year/birth	club	nation	1	2	3	4	finish	remark	CMAS	points
<b>Herren Men</b>												
1	Oleksandr Zolotov	74	UKR	UKR	0:40	1:36	2:36	4:00	05:41		100	2.435,0
2	Wilfried Krause	90	GER	GER	0:41	1:37	2:46	4:07	05:51		93	2.385,0
3	Max Lauschus	90	GER	GER	0:39	1:35	2:40	4:16	06:11		87	2.296,0
4	Vladimir Kunitsõn	87	EST	EST	0:45	1:38	2:47	4:18	06:12		82	2.292,0
5	Ivan Papin	87	KAZ	KAZ	0:41	1:37	3:00	4:30	06:24		78	2.244,0
6	Martin Šmejkal	92	CZE	CZE	0:43	1:36	2:42	4:20	06:32		75	2.212,0
7	Antal Holczmüller	78	HUN	HUN	0:43	1:40	3:06	4:36	06:41		72	2.176,0
8	Valeryi Volgin	72	KAZ	KAZ	0:51	1:57	3:12	4:52	06:55		69	2.120,0
9	Robert Cupev	76	HRV	HRV	0:51	2:06	3:10	5:02	07:02		66	2.094,0
10	Hugues Brilhault	80	FRA	FRA	0:48	1:55	3:19	5:11	07:31		63	2.007,0
11	Victor Semenov	93	RUS	RUS	0:42	1:34	2:41	6:01	07:41		60	1.977,0
12	Miroslav Stovíček	77	SVK	SVK	0:57	2:03	3:52	5:36	07:53		57	1.941,0
13	Julien Sebire	83	FRA	FRA	0:47	1:50	3:06	4:42	08:23		54	1.862,5
14	Radovan Sečkár	75	SVK	SVK	1:07	2:13	3:48	5:53	08:32		51	1.840,0
15	Francesco Stasi	90	ITA	ITA	1:06	3:00	4:37	6:41	09:12		48	1.746,0
16	Daniel Sonnekalb	72	GER	GER	0:52	2:03	6:17	7:39	09:35		46	1.700,0
17	Christoph Macherham	66	AUT	AUT	1:11	3:09	5:07	8:19	11:35		44	1.525,0
18	Jan Skružný	81	CZE	CZE	0:43	1:36	2:35	4:04		BRS	42	950,0
19	Jakub Němeček	84	CZE	CZE	0:44	1:38	2:58	4:23		BRS	40	950,0
20	Martin Siller	94	EST	EST	0:45	1:46	3:08	4:39		BRS	38	950,0
21	Sergei Telpt	89	EST	EST	0:48	1:50	2:58	4:46		BRS	36	950,0
22	Simone Mallegni	82	ITA	ITA	1:12	2:44	4:29	8:35		ETL	34	950,0
23	Matej Starisch	82	AUT	AUT	1:17	2:58	5:10	12:17		ETL	32	950,0
24	Péter Balázs	76	HUN	HUN	0:38	1:31	2:39			BRS	30	600,0
25	Yevhen Zolotov	96	UKR	UKR	0:40	1:32	2:47			BRS	28	600,0
26	Anton Mykhailov	87	UKR	UKR	0:46	1:40	2:50			BRS	26	600,0
27	Károly Dunszt	85	HUN	HUN	0:43	1:56	3:02			BRS	24	600,0
28	Pascal Knobloch	68	FRA	FRA	1:17	2:38	4:13			ETL	23	600,0
29	Egor Kashevarov	92	RUS	RUS	0:40	6:48	7:57			BRS	22	600,0
30	Peter Durai	81	SVK	SVK	1:01	2:01				ETL	21	300,0
31	David Toselli	81	ITA	ITA	3:07					ETL	20	100,0

Störirtzsee, 03. bis 10. September 2016



# Ergebnisse 5 Punkte-Kurs

## Official Results 5 Points Competition

Rang	Name	Jg.	Club	Nation	1	2	3	4	Ziel	Anm.	CMAS Punkte
place	name	year/birth	club	nation	1	2	3	4	finish	remark	CMAS points
<b>weibl. Jugend</b>		<i>Girls</i>									
1	Elena Beilina	97	RUS	RUS	0:47	1:51	3:57	5:31	07:41		100 1.977,0
2	Daria Rudchenko	2000	RUS	RUS	0:49	1:52	3:06	4:41	07:42		93 1.974,0
3	Eliška Šimůnková	95	CZE	CZE	0:53	2:01	3:20	5:03	07:55		87 1.935,0
4	Lucie Žížalová	95	CZE	CZE	0:57	2:12	3:47	5:52	08:20		82 1.870,0
5	Maria Riabukha	95	UKR	UKR	1:00	2:15	4:00	5:50	08:22		78 1.865,0
6	Julianna Nyikes	99	HUN	HUN	0:55	2:25	3:54	5:59	08:55		75 1.782,5
7	Valeria Kirac	97	HRV	HRV	1:01	2:31	4:10	6:48	09:30		72 1.710,0
8	Alessia Simoni	98	ITA	ITA	1:04	2:48	4:32	6:43	10:03		69 1.645,5
9	Carlotta Farnesi	98	ITA	ITA	1:21	3:05	5:14	9:08	12:05		66 1.495,0
10	Paula Krüger	96	GER	GER	0:52	1:57	3:23	5:02		BRS	63 950,0
11	Ana Jerković	97	HRV	HRV	1:12	2:28	4:19	8:21		BRS	60 950,0
12	Ágnes Borza	96	HUN	HUN	1:41	4:03	5:26			ETL	57 600,0
13	Lisa Dethloff	98	GER	GER	0:51	1:58				ETL	54 300,0

Störitztsee, 03 bis 10. September 2016

# Ergebnisse 5 Punkte-Kurs

## Official Results 5 Points Competition

Rang	Name	Jg.	Club	Nation	1	2	3	4	Ziel	Anm.	CMAS Punkte
<i>place</i>	<i>name</i>	<i>year/birth</i>	<i>club</i>	<i>nation</i>	<i>1</i>	<i>2</i>	<i>3</i>	<i>4</i>	<i>finish</i>	<i>remark</i>	<i>CMAS points</i>
<b>männl. Jugend</b>		<b>Boys</b>									
1	Jakub Valnicek	96	CZE	CZE	0:47	1:45	2:51	4:26	06:25		100 2.240,0
2	Jannik Buhr	98	GER	GER	0:49	1:49	3:03	4:45	06:44		93 2.164,0
3	Pavlov Vladislav	95	RUS	RUS	0:44	1:45	3:04	5:13	07:26		87 2.022,0
4	Maksim Gagarin	95	RUS	RUS	0:41	1:46	3:08	4:55	08:15		82 1.882,5
5	Yan Ploetze	2001	FRA	FRA	1:53	3:07	5:18	7:16	09:42		78 1.686,0
6	Marco Campanile	99	ITA	ITA	1:15	3:10	4:53	6:56	10:07		75 1.639,5
7	Vendel Várszegi	98	HUN	HUN	0:53	1:54	3:17	4:58		BRS	72 950,0
8	Tamás Szász	2001	HUN	HUN	0:52	2:17	3:55	5:52		BRS	69 950,0
9	Christopher Galltz	99	GER	GER	0:51	1:58	4:06			ETL	66 600,0
10	Martin Musitz	99	SVK	SVK	1:05	2:25	5:01			BRS	63 600,0
11	Mattia Mosca	2000	ITA	ITA	1:00	2:29				ETL	60 300,0
	Victor Lannoy-Crunell	96	FRA	FRA						NST	0 0,0
	Dominik Rohlicek	2001	SVK	SVK						ETL	0 0,0

Störitztsee, 03 bis 10. September 2016

# Ergebnisse M-Kurs

## Official Results M-Competition

Rang	Name	Jg.	Club	Nation	I	II	III	Ziel	m	Anm.	CMAS	Punkte
place	name	year/birth	club	nation	I	II	III	finish	dev.	remark	CMAS	points
<b>Herren Men</b>												
1	Péter Balázs	76	HUN	HUN	1:13	2:13	3:14	04:48	0		100	2.412,0
2	Max Lauschus	90	GER	GER	1:12	2:13	3:21	04:57	0		93	2.358,0
3	Oleksandr Zolotov	74	UKR	UKR	1:18	2:21	3:25	05:03	0		87	2.325,0
4	Victor Semenov	93	RUS	RUS	1:15	2:22	3:26	05:09	0		82	2.295,0
5	Yevhen Zolotov	96	UKR	UKR	1:17	2:18	3:24	04:59	2		78	2.224,0
6	Károly Dunszt	85	HUN	HUN	1:16	2:23	3:34	05:27	0		75	2.205,0
7	Egor Kashevarov	92	RUS	RUS	1:15	2:19	3:29	05:09	2		72	2.173,0
8	Antal Holczmüller	78	HUN	HUN	1:25	2:34	3:49	05:45	0		69	2.115,0
9	Wilfried Krause	90	GER	GER	1:19	2:25	4:08	05:47	0		66	2.105,0
10	Stanislav Pearnberg	88	EST	EST	1:23	2:39	4:01	05:51	0		63	2.085,0
11	Maksym Kotov	87	UKR	UKR	1:13	2:22	3:36	05:21	3		60	2.060,0
12	Vladimir Kunitsõn	87	EST	EST	1:19	2:27	3:39	05:24	3		57	2.045,0
13	Jiri Petrzilka	91	CZE	CZE	1:18	2:24	3:52	05:35	2		54	2.043,0
14	Daniel Sonnekalb	72	GER	GER	1:22	2:34	3:50	05:37	2		51	2.033,0
15	Jakub Němeček	84	CZE	CZE	1:17	2:21	3:25	05:09	5		48	2.026,0
16	Jan Skružný	81	CZE	CZE	1:15	2:20	3:27	05:14	7		46	1.923,0
17	Ivan Papin	87	KAZ	KAZ	1:23	2:36	4:01	05:54	3		44	1.895,0
18	Robert Cupev	76	HRV	HRV	1:31	2:52	4:35	06:37	0		42	1.892,0
19	Simone Mallegni	82	ITA	ITA	1:40	3:14	4:53	06:53	2		40	1.706,0
20	Valeryi Volgin	72	KAZ	KAZ	1:28	2:44	4:14	06:18	5		38	1.699,0
21	Pascal Knobloch	68	FRA	FRA	2:06	3:27	5:03	07:13	1		36	1.696,0
22	Christoph Macherhamme	66	AUT	AUT	2:33	4:31	7:11	10:16	5		34	1.057,0
23	Matej Starisch	82	AUT	AUT	2:15	4:14	7:03			MFL	32	500,0
24	Julien Sebire	83	FRA	FRA	1:28	2:37				WRB 3	30	250,0
25	Martin Siller	94	EST	EST	1:31	2:47				WRB 3	28	250,0
26	Radovan Sečkář	75	SVK	SVK	1:37	3:00				WRB 3	26	250,0
27	David Toselli	81	ITA	ITA	2:15	4:06				WRB 3	24	250,0
28	Francesco Stasi	90	ITA	ITA	1:44					WRB 2	23	100,0
	Miroslav Stovíček	77	SVK	SVK						WRB 1	0	0,0
	Patrik Fiala	90	SVK	SVK						WRB 1	0	0,0
	Timothee Rannaud	90	FRA	FRA						WRB 1	0	0,0

Störirtzsee, 03. bis 10. September 2016

# Ergebnisse M-Kurs

## Official Results M-Competition

Rang	Name	Jg.	Club	Nation	I	II	III	Ziel	m	Anm.	CMAS	Punkte
place	name	year/birth	club	nation	I	II	III	finish	dev.	remark	CMAS	points
<b>Damen Women</b>												
1	Vendula Resová	85	CZE	CZE	1:25	2:41	3:56	05:54	0		100	2.070,0
2	Mariya Knyazeva	89	RUS	RUS	1:22	2:33	3:52	05:47	1		93	2.040,0
3	Ekaterina Senichkina	84	UKR	UKR	1:28	2:44	4:05	06:05	0		87	2.020,0
4	Zuzana Štěpánková	87	CZE	CZE	1:25	2:35	3:53	05:41	2		82	2.013,0
5	Katalin Hatházi	77	HUN	HUN	1:23	2:32	3:57	05:49	2		78	1.973,0
6	Anna Anokhina	92	RUS	RUS	1:25	2:42	4:01	05:55	2		75	1.943,0
7	Dóra Berekméri	93	HUN	HUN	1:24	2:38	4:01	06:00	2		72	1.918,0
8	Lyudmila Shumilova	69	KAZ	KAZ	1:26	2:39	4:00	06:05	2		69	1.898,0
9	Lilla Gurisatti	94	HUN	HUN	1:37	3:01	4:29	06:36	1		66	1.831,0
10	Arina Penkova	94	RUS	RUS	1:24	2:43	4:09	06:12	4		63	1.768,0
11	Angelika Rinck	89	GER	GER	1:31	2:54	4:16	06:25	3		60	1.765,0
12	Anika Hasse	88	GER	GER	1:41	3:09	4:36	06:51	2		57	1.714,0
13	Camille Heitz	86	FRA	FRA	1:35	2:50	4:18	06:28	6		54	1.618,0
14	Lea Ikić Cupev	81	HRV	HRV	1:37	3:04	4:45	07:06	3		51	1.607,0
15	Florence Ploetze	69	FRA	FRA	1:41	3:04	4:31	06:36	7		48	1.549,0
16	Shokhnoza Kurbanova	89	KAZ	KAZ	1:33	3:27	4:59	07:10	4		46	1.546,0
17	Vitalia Telpt	90	EST	EST	1:24	2:39	4:02			BRS	44	500,0
18	Nad'a Tylová	90	CZE	CZE	1:23	2:40				WRB 3	42	250,0
19	Katharina Benck	84	GER	GER	1:31	2:52				WRB 3	40	250,0
20	Tijana Pavelić	90	HRV	HRV	1:40	3:09				BRS	38	250,0
20	Laurence Floquet	65	FRA	FRA	2:00					WRB 2	38	100,0
21	Saša Miloš	81	HRV	HRV	1:45					WRB 2	36	100,0
	Selina Haas	65	AUT	AUT						BRS	0	0,0
	Evelin Dvorak	62	AUT	AUT						WRB 1	0	0,0

Störzsee, 03. bis 10. September 2016

# Ergebnisse M-Kurs

## Official Results M-Competition

Rang	Name	Jg.	Club	Nation	I	II	III	Ziel	m	Anm.	CMAS	Punkte
place	name	year/birth	club	nation	I	II	III	finish	dev.	remark	CMAS	points
<b>männl. Jugend Boys</b>												
1	Jakub Valnicek	96	CZE	CZE	1:25	2:34	3:46	05:27	0		100	2.205,0
2	Pavlov Vladislav	95	RUS	RUS	1:23	2:34	3:49	05:38	3		93	1.975,0
3	Vendel Várszegi	98	HUN	HUN	1:35	2:51	4:25	06:28	0		87	1.928,0
4	Mattia Mosca	2000	ITA	ITA	1:41	3:02	4:41	06:43	3		82	1.693,0
5	Jannik Buhr	98	GER	GER	1:28	2:41	4:00	06:01	7		78	1.689,0
6	Marco Campanile	99	ITA	ITA	2:05	3:41	5:20	07:44	1		75	1.603,0
7	Christopher Galtz	99	GER	GER	1:39	3:00	4:28	06:33	8		72	1.528,0
8	Martin Musitz	99	SVK	SVK	1:58	3:40	5:28	07:55	4		69	1.411,0
9	Maksim Gagarin	95	RUS	RUS	1:19	2:28	3:51			BRS	66	500,0
10	Tamás Szász	2001	HUN	HUN	1:41	3:04				WRB 3	63	250,0
11	Yan Ploetze	2001	FRA	FRA	1:51	3:19				WRB 3	60	250,0
	Victor Lannoy-Crunelle	96	FRA	FRA						NST	0	0,0
	Dominik Rohlicek	2001	SVK	SVK						BRS	0	0,0

Störitzsee, 03 bis 10. September 2016

# Ergebnisse M-Kurs

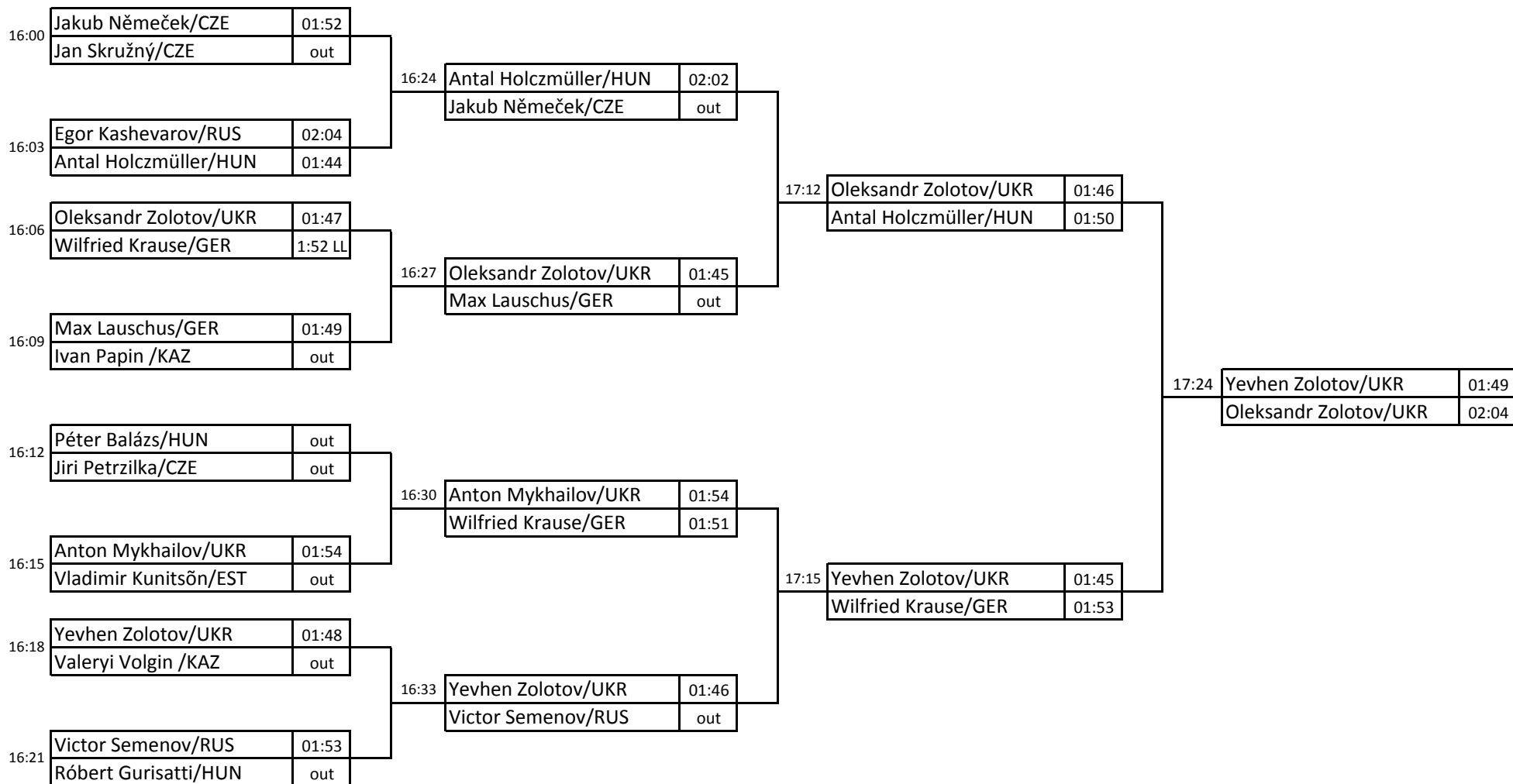
## Official Results M-Competition

Rang	Name	Jg.	Club	Nation	I	II	III	Ziel	m	Anm.	CMAS	Punkte
place	name	year/birth	club	nation	I	II	III	finish	dev.	remark	CMAS	points
<b>weibl. Jugend</b>		<i>Girls</i>										
1	Daria Rudchenko	2000	RUS	RUS	1:27	2:42	4:08	06:05	3		100	1.845,0
2	Alessia Simoni	98	ITA	ITA	1:47	3:14	4:46	06:52	0		93	1.832,0
3	Eliška Šimůnková	95	CZE	CZE	1:40	3:05	4:41	06:51	2		87	1.714,0
4	Ágnes Borza	96	HUN	HUN	1:43	3:08	4:43	06:56	3		82	1.641,0
5	Lisa Dethloff	98	GER	GER	1:30	2:45	4:08	06:10	9		78	1.591,0
6	Aliz Hoffmeister	98	HUN	HUN	1:45	3:29	5:36	07:52	5		75	1.375,0
7	Lucie Žížalová	95	CZE	CZE	2:01	3:25	5:06	07:30	7		72	1.363,0
8	Ana Jerković	97	HRV	HRV	1:41	3:06	5:03	07:09	14		69	1.279,0
9	Valeria Kirac	97	HRV	HRV	1:43	3:16	5:19			BRS	66	500,0
10	Paula Krüger	96	GER	GER	1:28	2:46				WRB 3	63	250,0
11	Elena Beilina	97	RUS	RUS	1:35	2:55				WRB 3	60	250,0
12	Maria Riabukha	95	UKR	UKR	1:36	2:59				WRB 3	57	250,0
13	Carlotta Farnesi	98	ITA	ITA	1:41	3:08				WRB 3	54	250,0

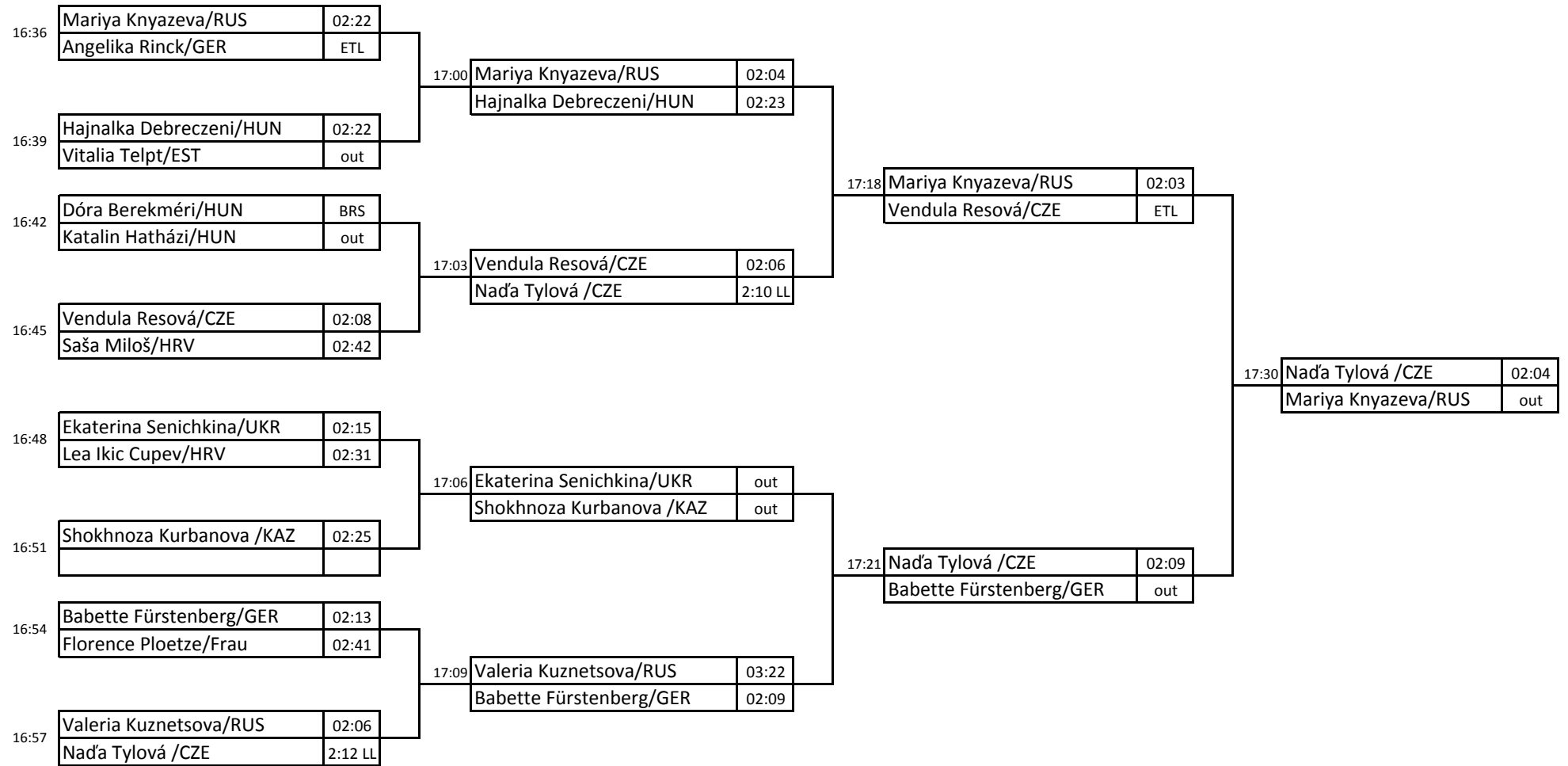
Störitztsee, 03 bis 10. September 2016

European Championship in Underwater Orienteering 2016

**PARALLEL course - Men**

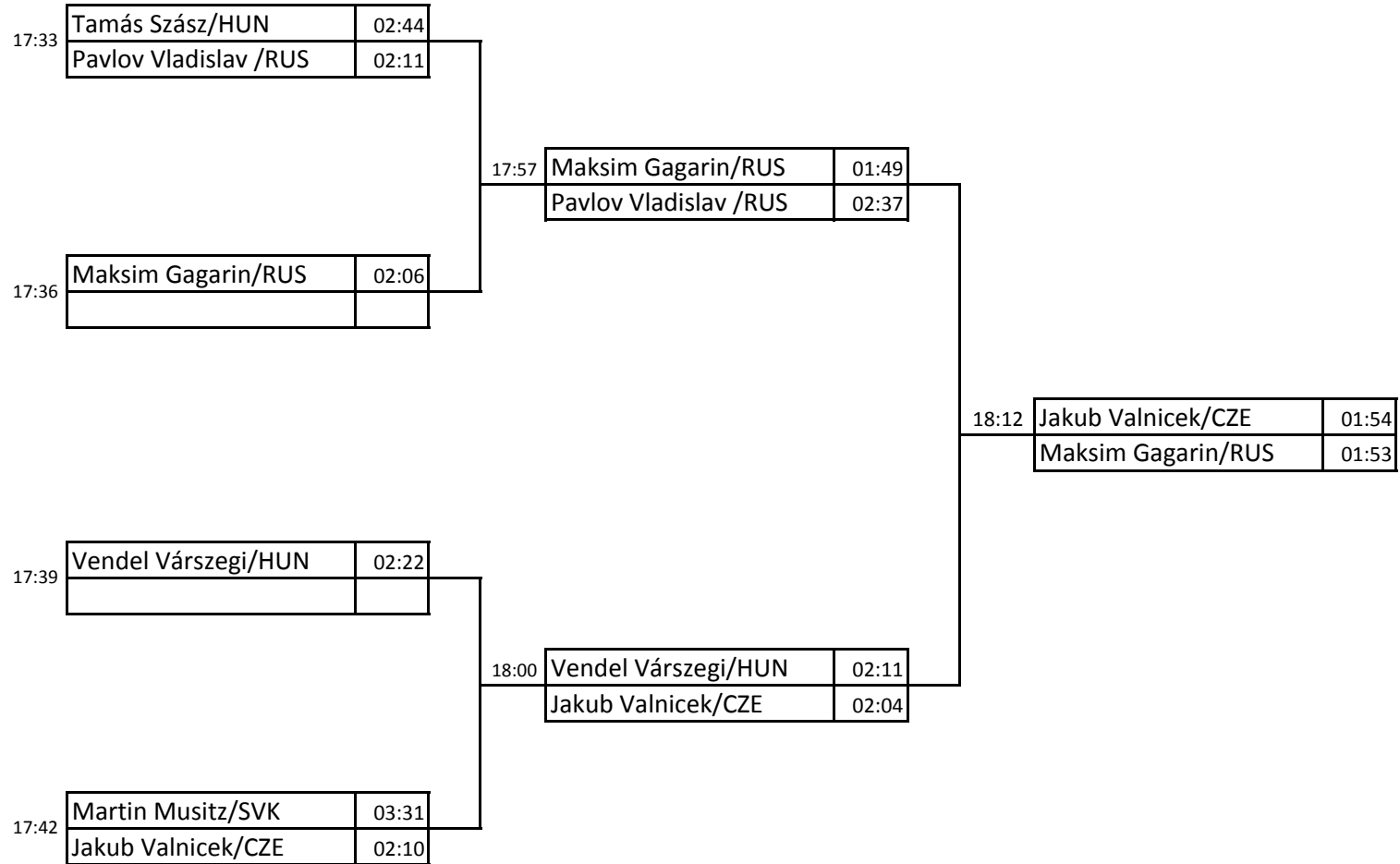


**PARALLEL course - Women**

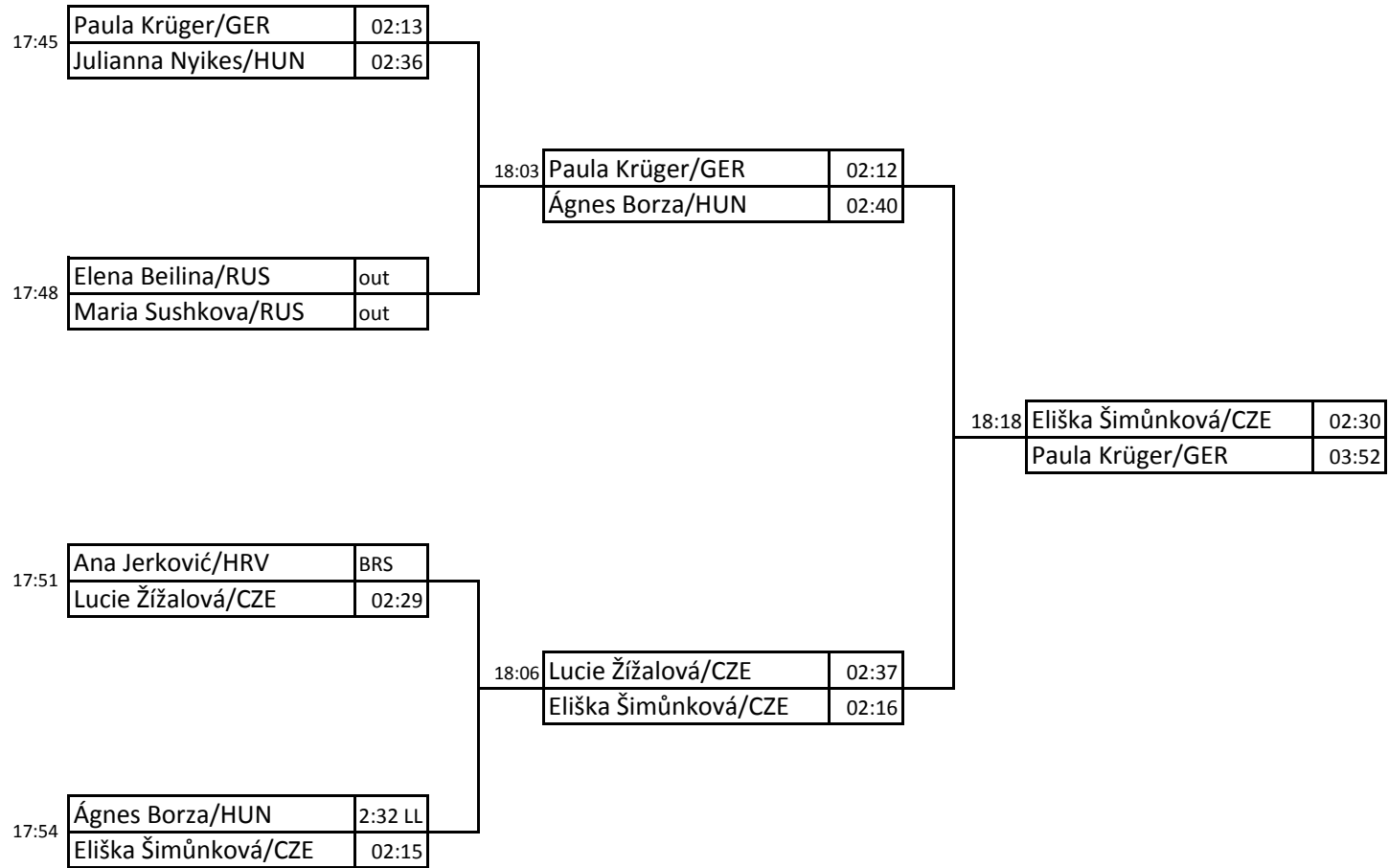




**PARALLEL course - Boys**



**PARALLEL course - Girls**



European Championship in Underwater Orienteering 2016

Result SHORT-RACE - Men

Place	Name	Nation	Time		Level 1	Level 2	Level 3	Level 4
1.	<b>Yevhen Zolotov</b>	UKR	1:52	Q	01:48	01:46	01:45	01:49
2.	<b>Oleksandr Zolotov</b>	UKR	1:53	Q	01:47	01:45	01:46	02:04
3.	<b>Antal Holczmüller</b>	HUN	2:01	Q	01:44	02:02	01:50	
4.	<b>Wilfried Krause</b>	GER	2:06	Q	1:52 LL	01:51	01:53	
5.	<b>Anton Mykhailov</b>	UKR	1:53	Q	01:54	01:54		
6.	<b>Max Lauschus</b>	GER	1:46	Q	01:49	-		
7.	<b>Jakub Němeček</b>	CZE		Q	01:52			
8.	<b>Victor Semenov</b>	RUS		Q	01:53	-		
9.	<b>Egor Kashevarov</b>	RUS	1:49	Q	02:04			
10.	<b>Péter Balázs</b>	HUN	1:47	Q	-			
11.	<b>Jan Skružný</b>	CZE	1:55	Q	-			
12.	<b>Róbert Gurisatti</b>	HUN	1:57	Q	-			
13.	<b>Ivan Papin</b>	KAZ	1:58	Q	-			
14.	<b>Jiri Petrzilka</b>	CZE	1:59	Q	-			
15.	<b>Valeryi Volgin</b>	KAZ	2:03	Q	-			
16.	<b>Vladimir Kunitsõn</b>	EST	2:08	Q	-			
17.	<b>Martin Siller</b>	EST	2:09					
18.	<b>Daniel Sonnekalb</b>	GER	2:17					
19.	<b>Miroslav Stovíček</b>	SVK	2:22					
20.	<b>Robert Cupev</b>	HRV	2:24					
21.	<b>Julien Sebire</b>	F R A	2:27					
22.	<b>Simone Mallegni</b>	ITA	2:56					
23.	<b>Matej Starisch</b>	AUT	3:43					
24.	<b>Francesco Stasi</b>	ITA	3:56					
	<b>David Toselli</b>	ITA	out					
	<b>Stanislav Pearnberg</b>	EST	out					
	<b>Patrik Fiala</b>	SVK	out					
	<b>Radovan Sečkář</b>	SVK	out					
	<b>Timothee Rannaud</b>	F R A	surface					
	<b>Hugues Brilhault</b>	F R A	surface					
	<b>Christoph Macherhammer</b>	AUT	time out					

## European Championship in Underwater Orienteering 2016

## Result SHORT-RACE - Women

Place	Name	Nation	Time		Level 1	Level 2	Level 3	Level 4
1.	<b>Nad'a Tylová</b>	CZE	02:25	Q	2:12 LL	2:10 LL	02:09	02:04
2.	<b>Mariya Knyazeva</b>	RUS	02:07	Q	02:22	02:04	02:03	-
3.	<b>Babette Fürstenberg</b>	GER	02:18	Q	02:13	02:09	-	
4.	<b>Vendula Resová</b>	CZE	02:11	Q	02:08	02:06	ETL	
5.	<b>Hajnalka Debreczeni</b>	HUN	02:18	Q	02:22	02:23		
6.	<b>Valeria Kuznetsova</b>	RUS	02:09	Q	02:06	03:22		
7.	<b>Ekaterina Senichkina</b>	UKR	02:18	Q	02:15	-		
8.	<b>Shokhnoza Kurbanova</b>	KAZ	02:22	Q	02:25	-		
9.	<b>Lea Ikić Cupev</b>	HRV	03:01	Q	02:31			
10.	<b>Florence Ploetze</b>	F R A	03:06	Q	02:41			
11.	<b>Saša Miloš</b>	HRV	02:33	Q	02:42			
12.	<b>Dóra Berekméri</b>	HUN	02:18	Q	BRS			
13.	<b>Angelika Rinck</b>	GER	02:24	Q	ETL			
14.	<b>Vitalia Telpt</b>	EST	03:01	Q	-			
15.	<b>Katalin Hatházi</b>	HUN	03:35	Q	-			
	<b>Selina Haas</b>	AUT	not start					
	<b>Arina Penkova</b>	RUS	out					
	<b>Laurence Floquet</b>	F R A	out					
	<b>Lyudmila Shumilova</b>	KAZ	out					
	<b>Camille Heitz</b>	F R A	out					
	<b>Zuzana Štěpánková</b>	CZE	out					
	<b>Katharina Benck</b>	GER	time out					

## Result SHORT-RACE - Boys

Place	Name	Nation	Time	Level 1	Level 2	Level 3
1.	<b>Maksim Gagarin</b>	RUS	02:12 Q	02:06	01:49	01:53
2.	<b>Jakub Valnicek</b>	CZE	02:10 Q	02:10	02:04	01:54
3.	<b>Vendel Várszegi</b>	HUN	02:16 Q	02:22	02:11	
4.	<b>Pavlov Vladislav</b>	RUS	Q	02:11	02:37	
5.	<b>Tamás Szász</b>	HUN	02:30 Q	02:44		
6.	<b>Martin Musitz</b>	SVK	02:38 Q	03:31		
	<b>Mattia Mosca</b>	ITA	disqu. Buoy under water			
	<b>Marco Campanile</b>	ITA	out			
	<b>Jannik Buhr</b>	GER	out			
	<b>Dominik Rohlicek</b>	SVK	ETL			
	<b>Yan Ploetze</b>	F R A	ETL			
	<b>Christopher Galltz</b>	GER	ETL			
	<b>Victor Lannoy-Crunelle</b>	F R A	WRB			

## Result SHORT-RACE - Girls

Place	Name	Nation	Time	Level 1	Level 2	Level 3
1.	<b>Eliška Šimůnková</b>	CZE	02:24 Q	02:15	02:16	02:30
2.	<b>Paula Krüger</b>	GER	02:15 Q	02:13	02:12	03:52
3.	<b>Lucie Žížalová</b>	CZE	02:53 Q	02:29	02:37	
4.	<b>Ágnes Borza</b>	HUN	02:46 Q	02:32	02:40	
5.	<b>Julianna Nyikes</b>	HUN	02:43 Q	02:36		
6.	<b>Elena Beilina</b>	RUS	02:25 Q	-		
7.	<b>Ana Jerković</b>	HRV	02:37 Q	-		
8.	<b>Maria Sushkova</b>	RUS	02:49 Q	-		
9.	<b>Carlotta Farnesi</b>	ITA	03:16			
10.	<b>Valeria Kirac</b>	HRV	03:35			
	<b>Lisa Dethloff</b>	GER	out			
	<b>Maria Riabukha</b>	UKR	ETL			
	<b>Alessia Simoni</b>	ITA	ETL			

# Ergebnisse Mannschaftsbewerb A

## für 4 Wettkämpfer, NATIONEN-Wertung

### Official Results Team Event A (Nations)

<b>Rang</b>	<b>Nationalteam</b>	<b>Wettkämpfer</b>		<b>A1</b>	<b>A2</b>	<b>B</b>	<b>Ziel</b>	<b>m</b>	<b>i. Ziel</b>	<b>Punkte</b>
<i>place</i>	<i>national team</i>	<i>competitors</i>		<i>A1</i>	<i>A2</i>	<i>B</i>	<i>finish</i>	<i>dev</i>	<i>at fin.</i>	<i>points</i>
<b>Damen Women</b>										
1	RUS	Valeria Kuznetsova Anna Anokhina	Elena Minskaya Arina Penkova	1:42:0	1:31:0	3:16:0	5:53:0	3	4	6.800,0 / 16
2	GER	Katharina Benck Paula Krüger	Angelika Rinck Babette Fürstenberg	1:30:0	1:57:0	3:32:0	6:17:0	3	4	6.491,0 / 13
3	HUN	Lilla Gurisatti Dóra Berekméri	Zsófia Wágner Katalin Hatházi	1:32:0	1:40:0	4:15:0	7:43:0	0	4	6.113,0 / 11
4	HRV	Tijana Pavelić Lea Ikić Cupev	Saša Miloš Ana Jerković	2:39:0	3:16:0	5:07:0	8:39:0	2	4	5.301,5 / 9
5	FRA	Camille Heitz Florence Ploetze	Laurence Floquet	2:03:0	3:11:0	5:18:0	8:35:0	1	3	2.270,8 / 8
6	KAZ	Lyudmila Shumilova Shokhnoza Kurbanova		2:00:0		3:37:0	6:24:0	1	2	1.113,7 / 7
7	ITA	Carlotta Farnesi Alessia Simoni		2:00:0		4:49:0	8:09:0	5	2	948,6 / 6
8	CZE	Vendula Resová Eliška Šimůnková	Zuzana Štěpánková Naďa Tylová	1:32:0	1:50:0	9:24:0	4:56:0	0	1	751,2 / 5
9	UKR	Maria Riabukha Ekaterina Senichkina		4:01:0						300,0 / 4 ETL
10	AUT	Evelin Dvorak Selina Haas		2:08:0						150,0 / 3 ETL

Störitztsee, 03. bis 10. September 2016

# Ergebnisse Mannschaftsbewerb A

## für 4 Wettkämpfer, NATIONEN-Wertung

### Official Results Team Event A (Nations)

<b>Rang</b>	<b>Nationalteam</b>	<b>Wettkämpfer</b>		<b>A1</b>	<b>A2</b>	<b>B</b>	<b>Ziel</b>	<b>m</b>	<b>i. Ziel</b>	<b>Punkte</b>
<i>place</i>	<i>national team</i>	<i>competitors</i>		<i>A1</i>	<i>A2</i>	<i>B</i>	<i>finish</i>	<i>dev</i>	<i>at fin.</i>	<i>points</i>
<b>Herren Men</b>										
1	UKR	Oleksandr Zolotov Yevhen Zolotov	Maksym Kotov Anton Mykhailov	1:19:0	1:28:0	2:45:0	5:02:0	1	4	7.895,0 / 16
2	CZE	Jan Skružný Martin Šmejkal	Jiri Petrzilka Jakub Němeček	1:19:0	1:45:0	3:06:0	5:18:0	1	4	7.655,0 / 13
3	GER	Daniel Sonnekalb Max Lauschus	Jannik Buhr Wilfried Krause	1:29:0	1:53:0	3:45:0	6:02:0	1	4	7.001,0 / 11
4	RUS	Victor Semenov Egor Kashevarov	Pavlov Vladislav Maksim Gagarin	1:22:0	1:52:0	3:26:0	5:42:0	3	4	6.965,0 / 9
5	EST	Sergei Telpt Vladimir Kunitsõn	Stanislav Pearnberg Martin Siller	1:29:0	1:27:0	3:52:0	6:16:0	7	4	5.987,0 / 8
6	FRA	Julien Sebire Hugues Brilhault	Yan Ploetze Pascal Knobloch	1:54:0	2:01:0	4:28:0	7:39:0	3	4	5.624,0 / 7
7	SVK	Miroslav Stovíček Patrik Fiala	Peter Durai Radovan Sečkář	1:44:0	1:58:0	6:46:0	9:50:0	12	4	3.794,0 / 6
8	KAZ	Valeryi Volgin Ivan Papin		1:36:0		3:30:0	6:08:0	1	2	1.132,9 / 5
9	AUT	Christoph Macherham Matej Starisch		2:34:0		6:42:0	0:47:0	5	2	853,2 / 4
10	HUN	Péter Balázs Róbert Gurisatti	Károly Dunszt Antal Holczmüller	1:23:0	1:25:0					600,0 / 3 ETL
11	ITA	Francesco Stasi Marco Campanile	Simone Mallegni Mattia Mosca	2:09:0						300,0 / 2 ETL

Störzsee, 03. bis 10. September 2016